

# Flower Pattern

★ = Eye Level

**Equipment:** 1. white board large enough to open arms to the sides and extend arms top to bottom 2. erasable markers

**Height:** the center of the board should be at the child's eye level

**Pattern:** child has a pen in each hand, starts at eye level and draws the pattern below in the sequence below

**Repetitions:** 3 per day

1

Out and In



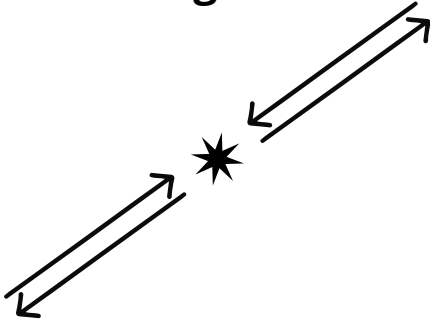
2

Up and Down



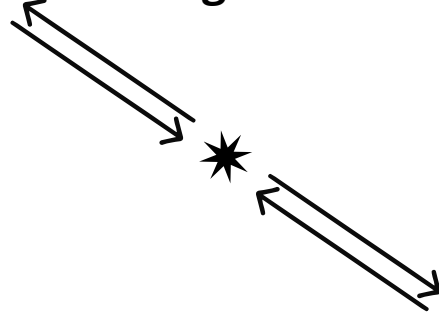
3

Diagonal



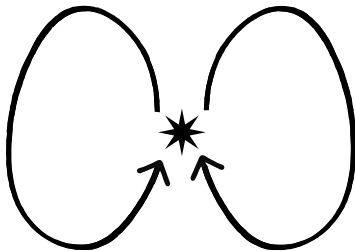
4

Diagonal



5

Up, Around, Down  
Back to Eye Level



6

Down, Around, Up  
Back to Eye Level

